




Mission 2: Kindergarten/ECE OPERATION Animal Investigation



GREAT JOB FINDING ALL THE ITEMS ON MY LIST! TAKING TIME TO LOOK AROUND YOUR BACKYARD OR A NEIGHBORHOOD PARK IS A GREAT WAY TO LEARN MORE ABOUT NATURE AROUND YOU.



YOUR NEXT MISSION, SHOULD YOU CHOOSE TO ACCEPT IT, IS TO GO OUTSIDE AND LOOK FOR A WILD ANIMAL (LIKE A SQUIRREL OR A RABBIT) OR AN INSECT (LIKE A SPIDER OR AN ANT) THAT YOU WOULD LIKE TO KNOW MORE ABOUT. ONCE YOU HAVE FOUND THIS ANIMAL OR INSECT, FIND A PLACE TO SIT QUIETLY (YOU DON'T WANT TO SCARE IT AWAY!) AND WATCH IT FOR AS LONG AS YOU CAN.


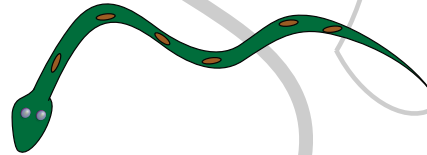
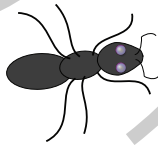


LOOK CAREFULLY AT WHAT IT IS DOING. WHAT DO YOU THINK THIS ANIMAL OR INSECT EATS? LOOK AROUND. ARE THERE LEAVES THAT HAVE BEEN CHEWED ON OR SHELLS FROM NUTS? WHAT ELSE MIGHT AN ANIMAL OR INSECT EAT?



WHERE DO YOU THINK THE ANIMAL OR INSECT YOU CHOSE LIVES? WOULD IT BUILD A NEST IN A TREE OR LIVE IN A HOLE IN THE GROUND? LOOK AROUND. WHERE ELSE COULD AN ANIMAL OR INSECT LIVE?

BEING A SPECIAL AGENT MEANS BEING A GOOD INVESTIGATOR, KEEP UP THE GOOD WORK. YOU WILL NEED THESE SKILLS FOR YOUR NEXT MISSION TOO!



TURN THIS IN AS SOON AS YOU FINISH IT!

REMEMBER TO FILL OUT THE BOTTOM OF THE PAGE TO TELL ME ABOUT YOUR MISSION, AND THEN RETURN IT TO THE SPREE FORCE MAILBOX IN YOUR CLASSROOM!



Chompers

Chief SPREE Force Agent
www.spreeforce.org
303-743-9720

Draw a picture of the animal or insect you watched.

Draw a picture of what you think the animal or insect you watched eats.

Draw a picture of where you think the animal or insect you watched lives.



Agent Information:

First Name

Last Name

Teacher

School