

# Mission 3: 2nd Grade OPERATION Trash to Treasure




YOU DID AN EXCELLENT JOB FINDING THINGS AROUND YOUR HOME THAT COULD BE REUSED OR RECYCLED! NOW IT'S TIME TO TAKE SOME ACTION!

YOUR MISSION, SHOULD YOU CHOOSE TO ACCEPT IT, IS TO REDUCE THE AMOUNT OF TRASH YOU THROW AWAY.

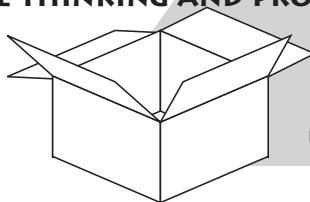
1. FIND ONE THING THAT YOU WERE GOING TO THROW AWAY AND COME UP WITH A WAY TO REUSE IT. FOR EXAMPLE, YOU COULD WRITE OR DRAW ON THE BACK-SIDE OF A PIECE OF PAPER OR YOU COULD WASH OUT A TIN CAN AND USE IT AS A PENCIL HOLDER. THERE ARE HUNDREDS OF DIFFERENT WAYS YOU COULD REUSE THINGS!

2. DRAW A PICTURE OF WHAT THE ITEM LOOKED LIKE BEFORE YOU REUSED IT IN THE FIRST BOX PROVIDED BELOW.


3. DRAW A PICTURE OF HOW YOU REUSED THAT ITEM IN THE SECOND BOX PROVIDED BELOW.



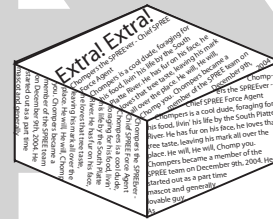
FINDING A WAY TO REUSE SOMETHING YOU USUALLY THROW AWAY WILL TAKE CREATIVE THINKING AND PROBLEM SOLVING. GOOD LUCK!



Old box



Old newspaper



Birthday present and wrapping paper!

**TURN THIS IN AS SOON AS YOU FINISH IT!**

REMEMBER TO FILL OUT THE BOTTOM OF THE PAGE TO TELL ME ABOUT YOUR MISSION, AND THEN RETURN IT TO THE SPREE FORCE MAILBOX IN YOUR CLASSROOM!



*Chompers*

Chief SPREE Force Agent  
www.spreeforce.org  
303-743-9720

**DRAW A PICTURE OF THE ITEM BEFORE YOU REUSED IT.**

**DRAW A PICTURE OF HOW YOU REUSED THE ITEM!**



Agent Information:

First Name

Last Name

Teacher

School